

# Promoting Pension Transparency

Michele Nix  
Acting Chief Financial Officer  
Financial Office

# How we Promote Transparency



Stakeholder Outreach



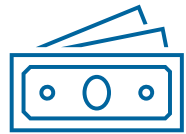
Online Resources



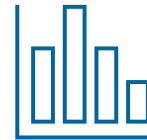
CEM Global Pension Transparency Benchmark

# What is the CEM Global Pension Transparency Benchmark?

Third-party peer assessment across four major strategic impact areas:



Costs



Performance



Governance &  
Organization



Responsible  
Investing (RI)

# What does the CEM Global Pension Transparency Benchmark Comparison Include?



# CEM Global Pension Transparency Benchmark

## Score

	Total	Performance	Governance	Costs	Responsible Investing
2022	72	94	71	68	65
2021	72	95	60	60	72

## Ranking

	USA	Globally
2022	1	9
2021	1	11

# How are we Improving Transparency?



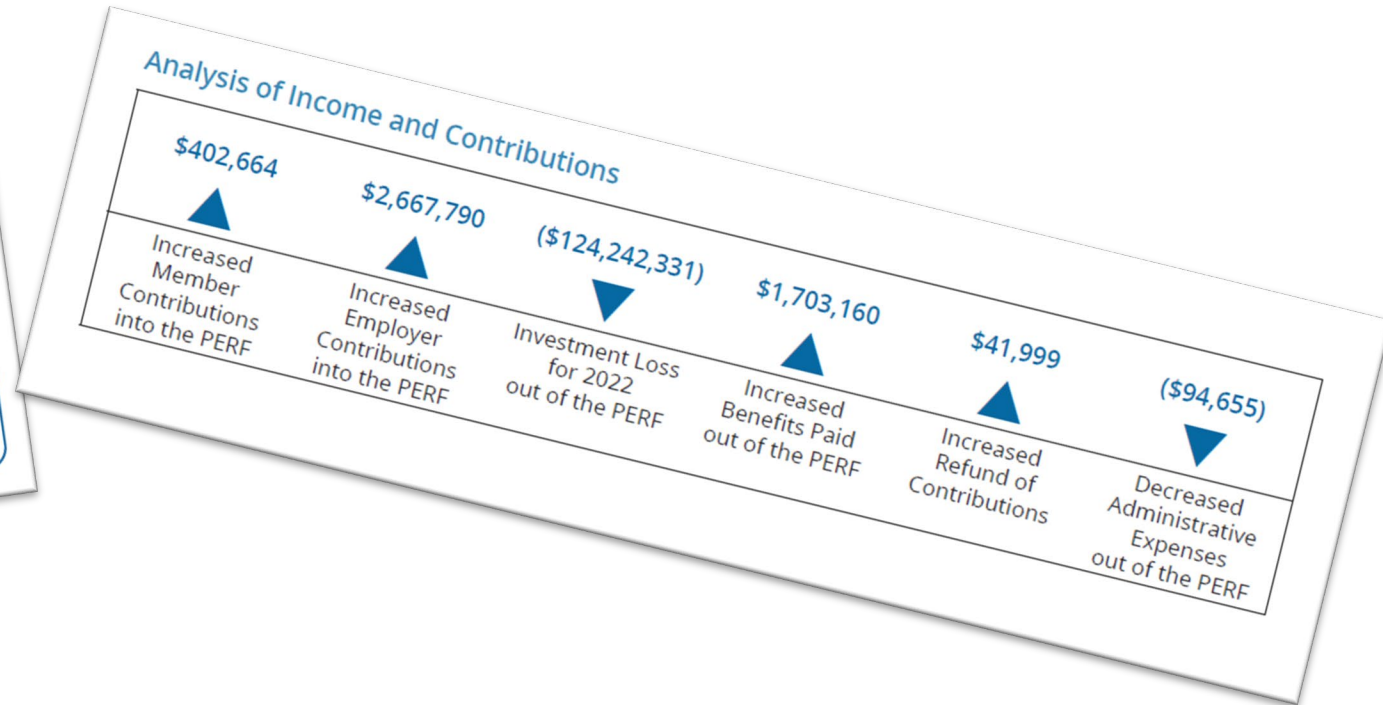
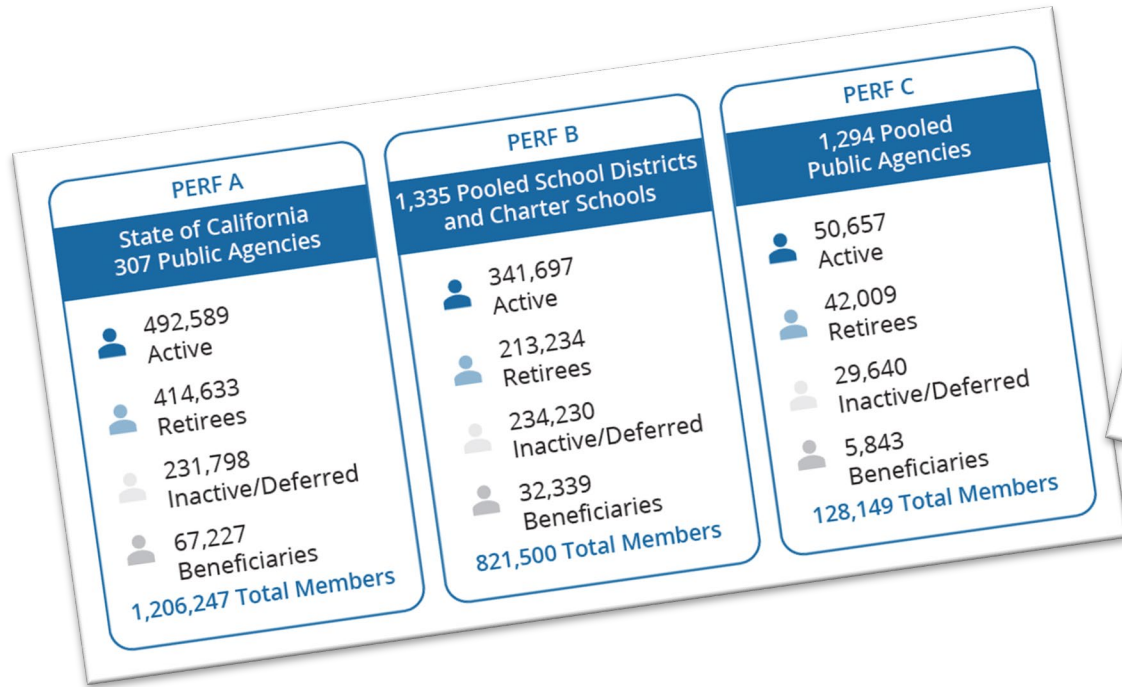
# The New Transparency Report

## What's Inside

Our Mission, Vision, Values & Strategic Plan .....	2
Facts at a Glance at June 30, 2022 .....	3
Financial Assets (Public Employees' Retirement Fund) .....	4
Financial Revenues and Expenses .....	5
Investments .....	6
Sustainability and Transparency.....	7
Membership .....	8
Actuarial .....	9
Awards.....	10
Diversity, Equity, and Inclusion .....	11
Workplace Demographics.....	12
Serving Those Who Service CA.....	13
Training, Education, and Outreach.....	14
Board of Administration .....	15



# Important Information about CalPERS





# What to Expect

- Update on 2022 CEM Global Pension Transparency Benchmark results in September
- Design and publish a 2022-23 Transparency Report in conjunction with the ACFR



# Questions